

Cutting edge for increasing volumes.

Our panel dividing saws
SAWTEQ B 200

YOUR SOLUTION





SAWTEQ B-200 – and your cutting operations are as versatile as your craft

The SAWTEQ B-200 offers everything you need in a woodworking shop to cut panels horizontally: power, precision and above all flexibility. This begins with the technology: the SAWTEQ B 200 offers you a choice of two standard models and a wide range of technology options, allowing you to customize your machine to meet your specific requirements. You remain flexible and have a saw that can grow with your needs.

YOUR SOLUTION

[MORE AT HOMAG.COM](https://www.homag.com)



SAWTEQ B 200

CONTENTS

04	Software
14	SAWTEQ B-200
16	SAWTEQ B-200 with lifting table
18	Standard features
24	Optional features
35	Technical data
36	Service

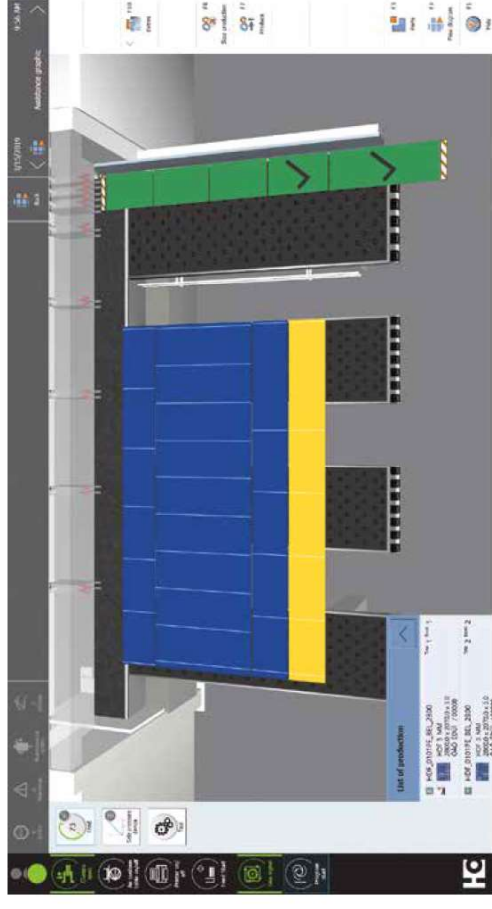
What's different? The software!

It efficiently integrates the machine into the production process. This results in seamless, intelligently networked processes from start to finish. In short: the right software unlocks new value-added potential. That is what makes it so important.



CADmatic 5 – intuitive to operate and open for digital networking

CADmatic 5 is the state-of-the-art, high-performance saw control system from HOMAG. It provides a vast range of functions and great ease of use thanks to its intuitive operating concept and clear administrative functions. What's more, CADmatic 5 is open for communication with other machines and software solutions.



CADmatic 5 the change in perspective


The latest generation of the HOMAG saw controller features a new assistance graphic that clearly shows the machine operator what he has to do next. Compared to the previous process graphic that showed all the work steps of the saw (and can still be called up if required), this new graphic represents a 180-degree change in perspective!

Highlights:

- The new 3D assistance graphic supports the operator and is intuitive to operate, which shortens the training period and reduces errors to a minimum
- This results in efficient processes and a steady output
- Simple handling via tapping and swiping (touch functions)
- Quick change between the individual sections

- Graphically supported diagnostics
- powerTouch user interface
- Ready for connection to taplo
- 21" full-HD widescreen monitor with multi-touch display


Find out more in the "CADmatic" brochure.



The next generation of powerTouch: **powerTouch2**

Faster, more comfortable, clearer: Enjoy the benefits of our further improved powerTouch user interface. We have optimized our standardized operating concept and further adapted it to our customers' requirements. Controlling your HOMAG machines is now even faster and more intuitive. The new, modern design has a clear structure. The innovative touch operation allows you to achieve the desired result easily and comfortably

Our successful powerTouch philosophy – **standardized, simple, ergonomic, evolutionary** consistently further developed



Clearer structure

The structure of the powerTouch2 screen is even clearer. You only see the information that is relevant for you. The important points at a glance – but you still have all the details. All in a fresh, attractive design



Even faster

With the new powerTouch generation, you can enter information at your machine even more quickly. Compared to the previous version, you can achieve a time saving of up to 30%. This is possible thanks to new features, such as automatic word completion, a pop up keyboard that can be kept open and Windows like functions, such as the selection of common actions directly via the start button.



More comfortable

We have also improved the traffic light dialog and the "Start" menu. When you press and hold the program icon, not only are the possible actions displayed, you can also access and activate them directly. Operation is therefore immediate and you do not lose any time opening applications. What's more, for the applications, illustrations and additional information can be displayed instead of simple program icons. This also provides more transparency and avoids unnecessary navigation into applications.



More intuitive

Operating the machine is child's play. Many of the functions are similar to those of a smartphone or tablet and will therefore be familiar to you. Even beginners will feel immediately at ease and will soon be able to control the machine comfortably

Optional feature: innovative operator guidance by IntelliGuide basic

The innovative operator assistance system IntelliGuide is now available for the SAWTEQ B-200 too. In the 'basic' version featuring an LED strip at the cutting line which guides the operator by means of light signals.



IntelliGuide basic at a glance

- Colored LED signals at the cutting line allow intuitive operation and fast, reliable work
- Colored LED elements show the machine operator instantly whether a part has been fully processed, needs to be cut again or can be disposed of as waste
- On the basis of the LEDs that light up, the operator can determine whether the workpiece on the table meets the required specifications


Find out more in the "IntelliGuide" brochure.

Advantages of IntelliGuide

- Intuitive machine operation
- Systematic means of avoiding errors
- Fast processes: operator and saw work in tandem and do not slow each other other down
- The operator rarely needs to look at the monitor and so can concentrate on processing the cutting pattern
- Fluid, ergonomic processes for efficient and concentrated work
- Smooth change of operator possible at any time

CADmatic 5 Destacking module lite

Which part goes where? The destacking module lite answers this question by means of an integrated destacking display. The individual parts are color-coded both in the cutting pattern and in the assistance graphic, allowing the machine operator to clearly see which of the parts already produced have been allocated to which destacking stations.



Optional features: increasing productivity with the appropriate cutting optimization software

Production time, material yield, parts handling and logistical process: efficient panel cutting with seamless processes requires intelligently optimized cutting patterns. For HOMAG saws, you can get the appropriate optimization solution on demand – from large to small, as permanently installed software or directly from the tapio cloud. You have the choice because the SAWTEQ B. 200 is now tapio ready.



IntelliDivide the easy way to first-class optimization results

Simply upload the parts list. Done! The result? A choice of several alternatives for cutting patterns and entire runs. That's how easy IntelliDivide makes it.

In detail: the cloud-based optimization software IntelliDivide features significantly higher computing capacities than does locally installed optimization software and can therefore swiftly provide the user with multiple variants of an optimization result.

This means the operator can choose from a variety of options, including a result based purely on reducing waste, a result based on the shortest machine time or the simplest handling, perfectly adapted to the relevant requirements.

Applications are varied and are geared towards both the trade and industry. Would you, for example, occasionally like to optimize cutting patterns without having to buy, install and maintain a software solution? Then IntelliDivide is just what you need. This is because you can use IntelliDivide quite simply on an on-demand basis, as software as a service.

However, IntelliDivide is also very interesting for large companies. Why so? Via the cloud, you can optimize your cutting patterns extremely quickly, intelligently and accurately with the help of a powerful calculation engine.

The SAWTEQ B-200 is tapio-ready, allowing IntelliDivide to recognize the machine configuration of your saw and take it into consideration for every optimization run in the cloud, completely automatically. This pays off every time in the case of high material throughput



Cut Rite cutting optimization software

Efficiency through planning: This short phrase sums up the key benefits of the Cut Rite software. With this world-leading software solution, you can optimize waste and systematically lower the overall costs for cutting.

- Optimized project control
- Efficient cutting processes
- Full control of costs
- Faster calculations

Find out more in the "Cut Rite" brochure.

CADplan

As an alternative to the comprehensive Cut Rite optimization software, CADplan, an add-on module for CADmatic, can also be used to perform small optimization jobs directly at the saw.

SAWTEQ B-200

With the SAWTEQ B 200, you are opting right from the start for a saw that is a byword for precision and flexibility in cutting processes. Ideal for the trade and always ready for more



65 mm saw blade projection,
optionally even 80 mm or
95 mm



SAWTEQ B-200 with lifting table

The SAWTEQ B 200 can be equipped with an integrated lifting table for program-controlled feeding from the rear. This is significantly more ergonomic, faster and more efficient than exclusively manual feeding from the front.



- 65 mm saw blade projection, optionally even 80 mm or 95 mm
- **NEW:** Also available with Power Concept practice: for even higher performance and throughput



Standard features

Mechanical engineering of outstanding quality and state-of-the-art technologies are standard for the SAWTEQ B 200. This is admittedly an exceptionally high standard in this performance class, but then, after all, it is not without good reason that you choose a HOMAG saw.



The standard version – more than the sum of its parts

Whether it's the patented side pressure device or the rugged HOMAG clamps, the standard version of the SAWTEQ B 200 offers impressive leading edge technologies for your production process



Program fence for precision and dimensional accuracy

The compact, electronically controlled program fence with clamps and precision guides has an electro-magnetic measuring system that guarantees positioning accuracy of +/- 0.1 mm per meter – at travel speeds of up to 80 m/min. Even minimal trims and dust cuts are possible. The measuring system is entirely wear and maintenance-free.

Rugged pressure beam for first-class cut quality

The large-area pressure zone directly at the cutting line reduces vibrations to a minimum. The result is precise cuts, for books too.



Additional start / stop button

A very practical and ergonomic solution – in particular when cutting long strips or large panels that make access to the control panel difficult.



Manual pressure control

The SAWTEQ B-200 comes fully prepared for cutting pressure-sensitive panels. You can adjust the pressure of the clamps and the pressure beam to suit your particular panel material by simply using the two manual controls conveniently located in the front operating area.



Clamps: perfection down to the last detail

HOMAG's rugged clamps position the material gently and accurately over the cutting line. The clamps in positions 2 and 4 are available as an option

ecoPlus – because efficiency starts with the use of resources


Energy, time, material and personnel are all precious resources. Conserving them increases productivity and saves costs. The ecoPlus technologies from HOMAG help you to achieve this aim, providing countless innovations that save energy and reduce your operating costs. What's more, ecoPlus reduces CO₂ emissions and protects the environment. A worthwhile investment twice over.



ecoPlus technologies for maximum energy savings

- The standby button, a standard feature, puts the saw in an energy-saving standby mode at the touch of a button
- SAWTEQ B-200 with IE3 motors
- Variable speed control by means of a modern bypass circuit for all models with frequency-controlled main saw motor
- The geometry of the saw carriage enables highly efficient dust extraction
- All models are equipped with an energy monitor to monitor consumption
- Less energy required thanks to optimized dust extraction
- Thin-kerf saw blades can be used on request, ensuring less waste among other benefits
- Many innovations for improved ergonomics and smooth production processes

Illustrations may show the technical principle but not the precise machine variant described. Optional features, for example, may be shown.



Saw carriage

The saw carriage is a robust steel construction with a main and a scoring saw as well as a central side pressure device.

Its strong points:

- Infinitely variable saw carriage speed
- High precision, low noise, maintenance free
- Fast saw blade change thanks to Power-Loc
- Saw carriage speed up to 120 m/min (as an option)
- Equipped with IE3 motors



HOMAG patent: central side pressure device

- Integrated directly in the saw carriage. This reduces cycle times by up to 25% in comparison with conventional systems
- The contact pressure is infinitely variable – ideal for thin panels, laminates or sensitive materials


MORE AT HOMAG.COM



Central side pressure device

SAWTEQ B-200 with lifting table – equipped for higher throughput

HOMAG saws with lifting table go some way towards automating feeding and are therefore equipped with additional technical solutions even in the standard version



Powerful feeding system

- Panels are fed via an electro-hydraulic four-column lifting table
- Automatic determination of book height
- Equipped as standard with longitudinal profiles and sensing device
- Maintenance-free and no lubrication required



Separate backing wall

The backing wall is not attached to the machine bed, ensuring precise cuts. This is because vibrations caused by the movement of stacks on the lifting table are not transferred to the machine bed.

Illustrations may show the technical principle but not the precise machine variant described. Optional features, for example, may be shown.



Optional features

Special challenges call for special solutions. Nothing could be easier. Simply choose the appropriate optional features and configure your SAWTEQ B 200 to meet your specific production requirements. So you get exactly your solution.

Made-to-measure feeding solutions – for saws without lifting table

Smoothly running cutting processes begin with individually customized feeding solutions. The choice is yours!



Easy2Feed

Easy2Feed promises automatic feeding at a budget price. This optional feature saves time and space, is very ergonomic and can be retrofitted. The core element is a compact scissor lift table, which can be comfortably loaded by forklift truck.

- For the 3,800 mm and 4,300 mm cutting lengths
- Panels upwards of 9.5 mm thickness can be fed
- Maximum panel size: 3,100 x 2,200 mm (3,660 x 2,220 mm for the 4,300 mm cutting length)
- Stack height 460 mm (standard version)
- Lifting table in pit on request
- For material that can be push-fed
- Feed roller conveyor on the side available as an option



Other feeding solutions for the trade sector

Easy2Feed is just the beginning. Depending on your requirements, we can offer you a range of other automatic feeding solutions, for example, a fully customized saw-storage combinator.

- The advantages of a saw-storage combination:
- You can keep track of everything and reach every panel
 - Ideal for the trade
 - Small footprint
 - Attractive price
 - Saw and storage system perfectly coordinated
 - Automatic feeding for small panel dividing saws
 - Perfect handling – even with just one machine operator
 - Easy, ergonomic operation

Power Concept practice

The innovative Power Concept practice boosts performance and throughput still further.



POWER CONCEPT

Power Concept practice works with:

- An additional clamp which works independently
- Clamps on the program fence that can be raised out of the overlapping work area as needed
- Re-sorting the strips directly at the saw so that they are ideally matched to Power Concept practice. This is based on existing optimization data for the shortest machining times

The benefits:

- Up to 40% more output
- Significantly shortened work cycles
- Significantly improved material flow
- High material throughput
- Lower costs per cut

Up to **40%** more output



Lower costs per cut



Significantly improved material flow



High material throughput

Please note:

- Protective fence instead of protective guard
- Cannot be combined with Easy2Feed
- When Power Concept practice is used, saw blade projection is automatically limited to a maximum of 60 mm for technical reasons

module45 – giving your saw the scope to produce bevel cuts

With module45, you can now produce all cuts, including bevels, including bevel cuts, on one and the same saw. Work efficiently and flexibly without changing station, at seamlessly adjustable angles ranging from 0 to 46 degrees.



The technology

- module45 consists of a stationary saw carriage with a tilting saw blade that can be seamlessly adjusted to angles of 0 to 46 degrees
- When viewed from the front, the unit is integrated in the air cushion table on the far left
- The table plate can be opened, allowing easy access to the saw carriage for changing saw blades
- Other features include dedicated systems for contact pressure and dust extraction, plus a fold-down right-angled fence for maximum handling flexibility at the front of the saw

Incorporate bevels into cutting patterns

Now you can also incorporate bevel cuts into your cutting patterns: either using the Cut File optimization software when preparing work in the office, or when inputting the patterns directly in CADmatic. Parts to be processed with module45 are then cut (oversize) and the operator only needs to set the angle of the bevel on module45 and start the cut.



The benefits of module45

- Easy one-man operation
- A great deal safer and more ergonomic for the operator in comparison to working with a circular saw
- No change of station; less scrap and higher quality thanks to reduced transport damage
- Low investment costs, great benefits
- Available as retrofit on request

MORE AT HOMAG.COM



module45

Cuts what is put on the table

Intelligent optional features ensure that the SAWTEQ B 200 can tackle practically all the tasks and materials required in the cutting process



The perfect postforming cut

- Ensures perfect cuts on soft-formed and post-formed parts
- Maximum saw blade projection: 44 mm

Greater visibility while maintaining safety (for single saws without lifting table only)

While saws with lifting table come standard with an all-round protective fence, saws without lifting table have a protective guard around the rear machine table. The sides of this protective guard are made up of individual elements which can be equipped with windows if desired. One is already included as standard. Further windows can be added as needed. This ensures greater visibility while maintaining safety levels.



Additional clamps

An extra that gives you a real grip so that your saw always has a firm hold even on particularly large, thin or smooth materials.

More power for the main saw

The SAWTEQ B 200 can be equipped with a stronger main saw motor. You can increase the power from 7.5 kW to 9.2 kW, 11 kW or even 18 kW.

Gentle material handling

Additional rollers on the edge of the air cushion table ensure particularly gentle positioning of material and greater operator comfort.

Higher speed and throughput

- Saw carriage speed of up to 120 m/min instead of the standard 80 m/min
- Higher saw blade projection of 80 or even 95 mm instead of 60 mm



Movable air cushion table

This air cushion table is easily moved along linear guides and offers you a mobile work surface and storage area. It allows you to move small panels, large panels or books of panels more ergonomically and with less risk of damage.

MORE AT HOMAG.COM



Air cushion tables

Wider table elements (not shown)

Air cushion tables are optionally available in a width of 800 mm instead of 650 mm. Just one, two, three or all four whatever is best for your production.

MORE AT HOMAG.COM



Postforming



dustEx: making dust a thing of the past!

The more dust and chips that can be taken away by the dust extraction system, the better. After all, dust and chips can cause scratches on sensitive surfaces.



Patented dustEx technology

dustEx guides dust and chips on a direct route towards the dust extraction system. How does it work? Using combination air jets and an optimized dust extraction geometry at the right-angled fence.

[MORE AT HOMAG.COM](https://www.homag.com)



Illustrations may show the technical principle but not the precise machine variant described. Optional features, for example, may be shown.

Extra tools for demanding materials and cuts

Exceptional materials require exceptional technical solutions. These are available in abundance for the SAWTEQ B 200 for thin panels, for example



Micro feed for thin panels (for saws with lifting table only)

The micro feed option allows thin panels from 6 mm upwards to be pushed onto the rear machine table (provided that their properties meet HOMAG specifications). Book height is measured by a non-contact, electromagnetic measuring system which is completely maintenance-free

MORE AT HOMAG.COM



Micro feed

Illustrations may show the technical principle but not the precise machine variant described. Optional features, for example, may be shown



Cut-out and stress elimination cut

Stress in the material is released when it is cut and can affect the quality of dimensions and cuts. The stress elimination cut option provides the solution. Systematic preliminary cuts can be defined during optimization and release the tension in the material. The additional cut-out feature allows you to produce both cut-outs and intermittent grooves in panels, as required for kitchen sinks or doors, for example



Cut-out function



Stress elimination cut



Kerfing

This option saves you an entire production step in subsequent processing. This is because your saw will also groove the panel material. There's more: thanks to the motorized groove adjustment, the groove depth can be adjusted to individual requirements easily directly on the control panel



Manual trim stops

With these, your saw can also master material with overhanging laminates or veneers. The trim stops are integrated in the clamps and are simply flipped forward when required.

- Rugged
- Gentle handling of sensitive materials with overhanging laminates or veneers
- Precise positioning

MORE AT HOMAG.COM



Kerfing

Pneumatically operated trim stops

The trim stops are attached to the clamps and are activated as needed by the CADmatic machine control.

- Rugged
- Gentle handling of sensitive materials with overhanging laminates or veneers
- Precise positioning



Trim stops

Reliable labeling and identification

To ensure that your processes also continue smoothly after the saw, HOMAG offers you needs based labeling solutions. For fast labeling and reliable identification at all downstream stations.



Label printer

The label printer from HOMAG allows you to print customized labels directly at the saw and design them to include bar codes, text and graphics if required. If you also use our Cut Rate optimization software, the material goes directly to the next process step with printed instructions. In this way, you can integrate the saw perfectly in your production flow.

[MORE AT HOMAG.COM](https://www.homag.com)

Manual labeling



Illustrations may show the technical principle but not the precise machine variant described. Optional features, for example, may be shown.

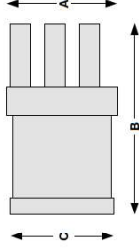
TECHNICAL DATA*

	SAWTEQ B-200	SAWTEQ B-200 with lifting table
Model		
Saw blade projection (mm)	65 (optional: 80 or 95)	65 (optional: 80 or 95)
Cutting length (mm)	3,200 / 3,800 / 4,300	3,200 / 3,800 / 4,300
Lifting table width (mm)		2,200
Program fence speed (m/min)	up to 80 **	up to 80 **
Saw carriage speed (m/min)	up to 80 (optional: 120)	up to 80 (optional: 120)
Main saw motor (kW)	7.5 (optional: 9.2, 11 or 18)	7.5 (optional: 9.2, 11 or 18)
Scoring saw motor (kW)	11	11
Average total air requirement (l/min)	150 (200 with 95 mm saw blade projection)	150 (200 with 95 mm saw blade projection)
Required compressed air supply (bar)	6	6
Extraction system (m³/h)	3,300 (26 m³/sec)	3,300 (26 m³/sec)
Working height (mm)	920	920
Air cushion tables (mm)	3/3/4 x 1,800	3/3/4 x 1,800
Monitor		24" TFT flat screen monitor

* Values relate to the standard version

** Forwards 25 m/min

*** Dim. A: incl. 40 mm for extraction connection, dim. C: standard program fence width



MACHINE DIMENSIONS***

SAWTEQ B-200	A (mm)	B (mm)	C (mm)
B-200/32/32	5,307	6,037	3,587
B-200/38/32	5,867	6,037	4,147
B-200/38/38	5,867	6,637	4,147
B-200/43/32	6,457	6,037	4,737
B-200/43/38	6,457	6,637	4,737
B-200/43/43	6,457	7,187	4,737

MACHINE DIMENSIONS***

SAWTEQ B-200 with lifting table	A (mm)	B (mm)	C (mm)
B-200/32/22	5,307	10,419	3,636
B-200/38/22	5,867	10,419	4,196
B-200/43/22	6,457	10,419	4,786

HOMAG LIFE CYCLE SERVICES

Optimal service and individual consultations are included in the purchase of our machines. We support you with service innovations and products which are especially tailored to your requirements. With short response times and fast

customer solutions we guarantee consistently high availability and economic production – over the entire life cycle of your machine.



REMOTE SERVICE

- Hotline support via remote diagnosis by our trained experts regarding control, mechanics and process technology. Thus, more than 92% less on-site service required and consequently a faster solution for you!
- The ServiceBoard App helps to solve tasks in a fast, simple and concrete way. This is achieved by mobile live video diagnosis, automatic sending of service requests or the online spare parts catalog eParts



SPARE PARTS SERVICE

- High spare parts availability and fast delivery.
- Ensuring quality by predefined spare parts and wear parts kits, comprising original spare parts.
- Identify and inquire for spare parts online under www.eParts.de 24/7, or buy even faster and more comfortably in the new HOMAG eShop (shop.homag.com).



MODERNIZATION

- Keep your machinery up to date and increase your productivity as well as your product quality. This is how you can meet tomorrow's requirements today!
- We support you with upgrades, modernization as well as individual consultancy and developments.



DIGITAL SERVICES

- serviceRemote – the new remote service solution of the future! Fast restart of production because the remote service employee has extensive access to relevant physical data.
- serviceAssist – provides help for self-help. The preventive solutions proposed in the new App are the combination of our experiences and existing machine data.



SOFTWARE

- Telephone support and consultancy through software support.
- Digitalization of your sample parts via 3D scanning saves time and money compared to new programming
- Subsequent networking of your machinery with intelligent software solutions ranging from construction to production.




FIELD SERVICE

- Increased machine availability and product quality by certified service staff.
- Regular checks through maintenance/inspection guarantee the highest quality of your products
- We offer you the highest availability of technicians in order to reduce downtimes in case of unpredictable troubles.



TRAINING

- Thanks to training perfectly suited to your requirements, your machine operators can optimally operate and maintain the HOMAG machines
- The training also includes customer-specific training documents with exercises proven in practice
- Online training and webinars. Learn without traveling, meet your trainer in the digital classroom.



For you more than...

1,350

service employees worldwide

92%

less on-site service thanks to successful remote diagnosis

5,000

customers in trainings / year

150,000

machines, all electronically documented in 28 different languages – in eParts

HOMAG Group AG

info@homag.com
www.homag.com



YOUR SOLUTION